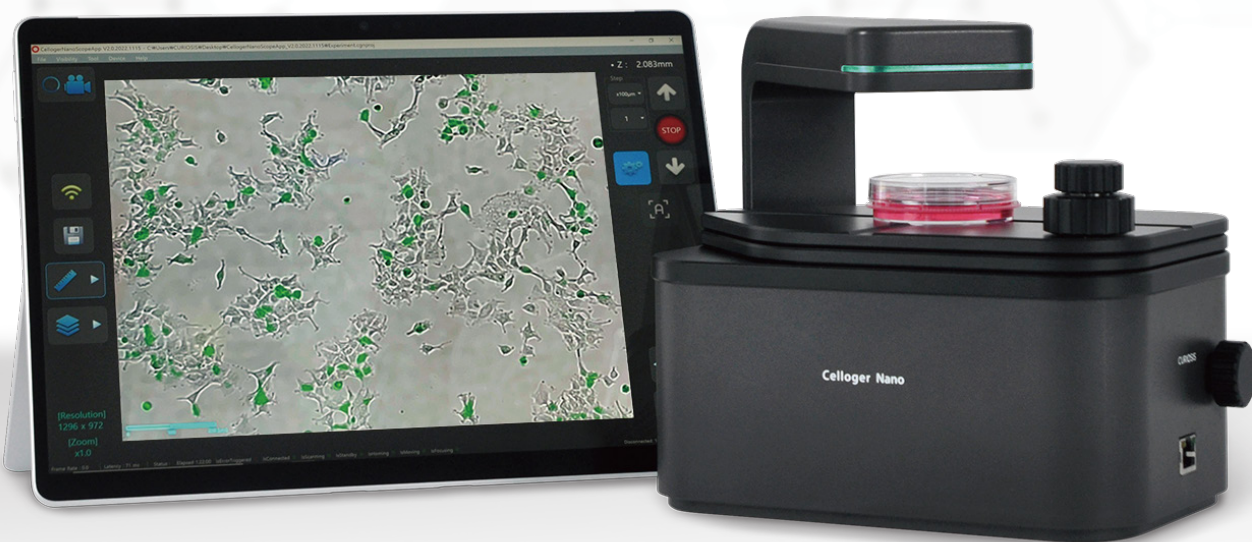


CURIOSIS

Benchtop digital microscope Celloger® Nano

*"Check your cells anytime, anywhere.
No more guessing!"*



»» Quick cell check

Using Celloger® Nano, you can save time in your cell culture process and **quickly examine your cells on a clean bench**, without the need to view them under an external microscope.

»» Easy to carry around


With its **compact size**, Celloger® Nano can be easily installed and used in **various locations** depending on the researcher's experimental needs. It is highly **portable** and convenient to use in any lab setting.

»» Suitable for tablets

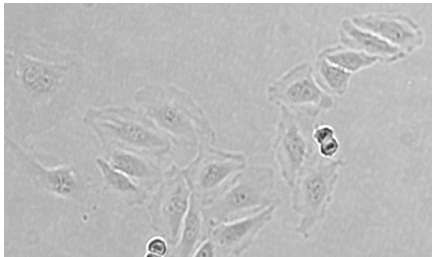
The **wireless connection** enables easy data transfer, allowing you to check your cells from anywhere in the laboratory. It provides software optimized for laptops and tablets, ensuring a seamless user experience.

»» Real-time live cell monitoring


Celloger® Nano is optimized for cell culture environments and operates seamlessly inside CO₂ incubators, enabling researchers to observe cells that can remain alive for extended periods. This makes it suitable for use in various applications such as apoptosis assay, cytotoxicity, transfection, and more.



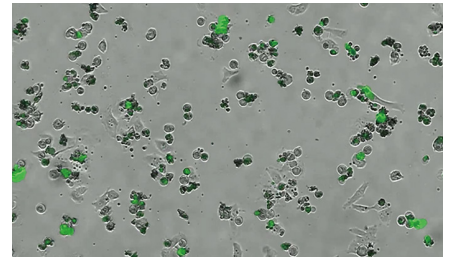
▪ Applications




Cell monitoring



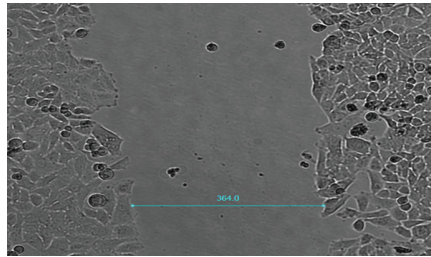
Cell proliferation



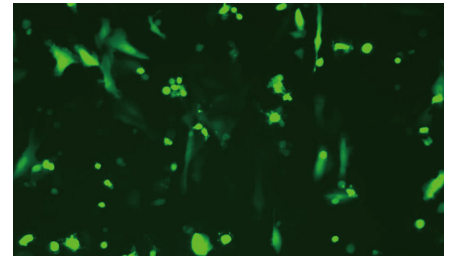
Cytotoxicity assay



Apoptosis assay



Wound healing assay



Transfection efficiency assessment

▪ Specification

Dimension	211 x 146 x 188 mm
Weight	3.2kg / 7.0lb
Objective Lens	2X / 4X / 10X
Imaging modes	Brightfield, Fluorescence (Green / Red)
Fluorescence	Green : Excitation (470/40x) / Emission (510lp) Red: Excitation (525/30x) / Emission (570lp)
Light source	LED
Camera	1.25MP CMOS
Focus	Manual / Autofocusing
Imaging positions	Single
File export format	TIFF, AVI (JPEG, PNG)
Culture vessels	Flask, dish, well plate, slide

▪ Ordering Information | Celloger® Nano

Cat. No.	Description
CRCLG-NB02	Bright Field 2X
CRCLG-NB04	Bright Field 4X
CRCLG-NB10	Bright Field 10X
CRCLG-NBG04	Bright Field + Green Fluorescence 4X
CRCLG-NBG10	Bright Field + Green Fluorescence 10X
CRCLG-NBR04	Bright Field + Red Fluorescence 4X
CRCLG-NBR10	Bright Field + Red Fluorescence 10X
CRCLG-NTS	Celloger Nano tablet set (PoE, Tablet, SW)



reddot winner 2022

Curiosis Inc.

4F, 10, Teheran-ro 38-gil, Gangnam-gu, Seoul 06221, South Korea
+82 2 508 5237 | sales@curiosis.com www.curiosis.com

