

Cytek cFluor™ Reagents

Get more out of your full spectrum panel with Cytek's new reagent family

Cytek Biosciences has redefined what is possible in flow cytometry, allowing for unprecedented flexibility when choosing which colors to run together in your panel and pushing the envelope with higher parameter panels.

This is in thanks to the unique optical design onboard the Cytek® Aurora and Northern Lights, which allows researchers to reveal the full spectrum emitted by each fluorophore.

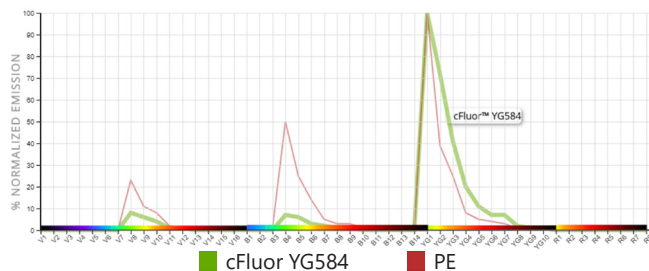
Cytek's experience designing highly multiparametric panels has led to a deeper understanding of how fluorochromes react together in increasingly complex fluorescent experiments. We are now applying this expertise and understanding identify and evaluate dyes and antibody conjugates optimized for full spectrum analysis on Cytek flow cytometers.

NAME	CLONE	SIZE	CATALOG NUMBER
cFluor™ YG584 Anti-Human CD4	SK3	100 tests 25 tests	R7-20041 R7-20042
cFluor™ B548 Anti-Human CD4	SK3	100 tests 25 tests	R7-20043 R7-20044
cFluor™ R720 Anti-Human CD4	SK3	100 tests 25 tests	R7-20045 R7-20046

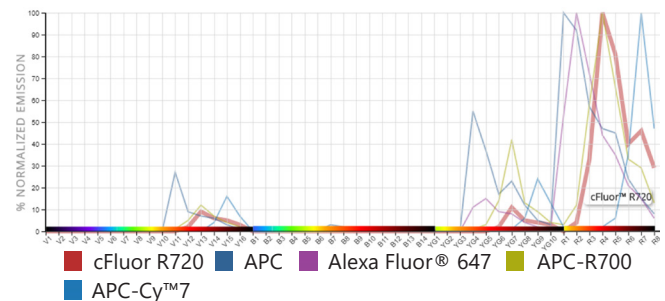


See how these cFluor™ dyes can fit into your existing panel

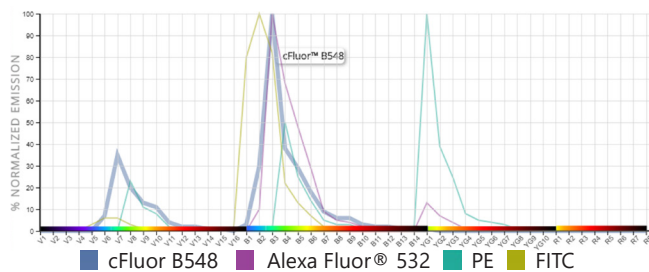
cFluor™ YG584: Already being used in immunophenotyping panels around the world, cFluor™ YG584 is spectrally unique to PE and excited primarily by the YG laser.



cFluor™ R720: Now add a fifth color option to your red laser.



cFluor™ B548: Another choice available for customers sitting between FITC and PE.



Look for more cFluor™ dyes coming soon, validated to work in pre-optimized panels. Full spectrum signatures can be viewed at spectrum.cytekbio.com

To request your free trial, or learn more about Cytek's reagents, visit cytekbio.com/collections/reagents

14-Color Panel with cFluor Dyes

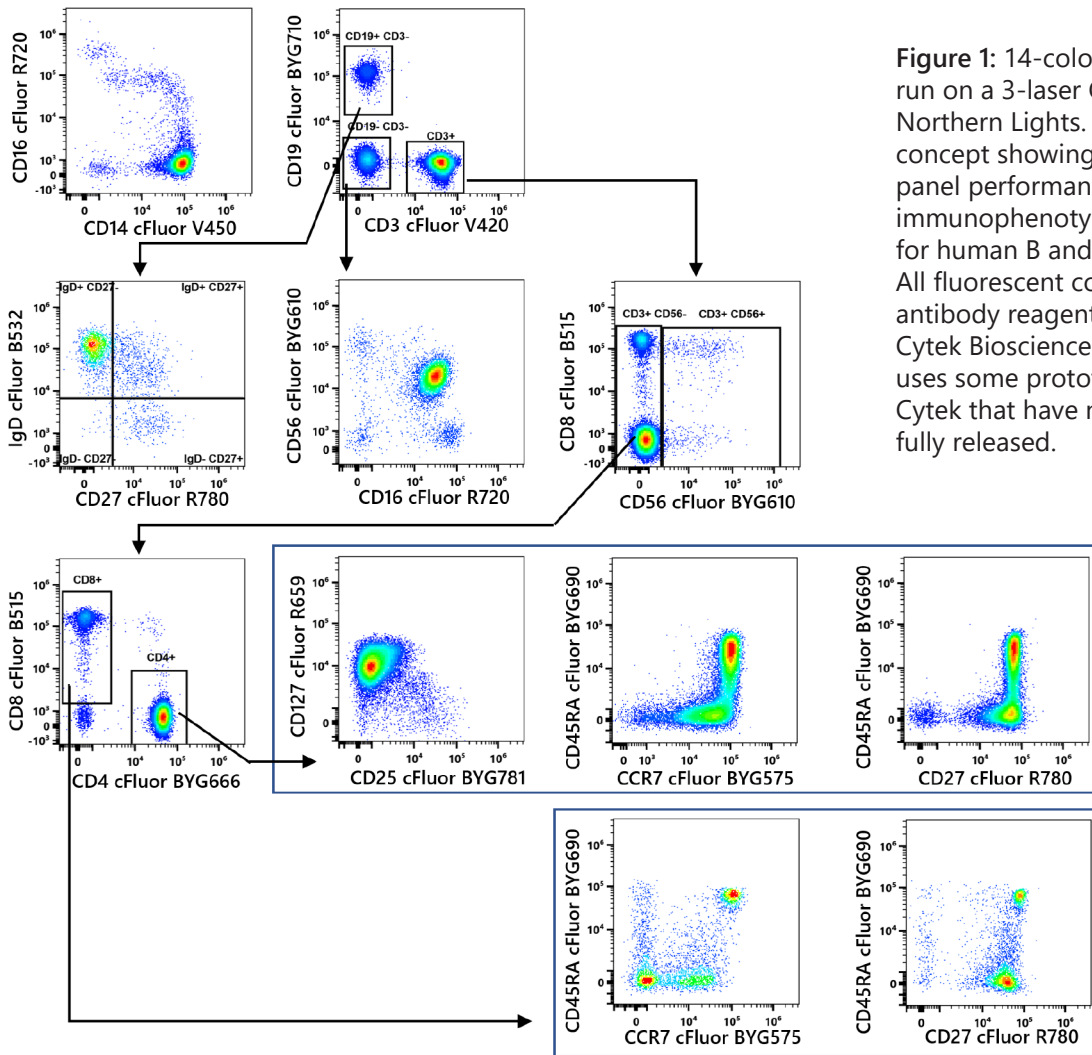


Figure 1: 14-color panel run on a 3-laser Cytek® Northern Lights. Proof-of-concept showing multicolor panel performance in a basic immunophenotyping panel for human B and T cells. All fluorescent conjugated antibody reagents are from Cytek Biosciences. This panel uses some prototype dyes from Cytek that have not yet been fully released.

SPECIFICITY	FLUOROCHROME	SPECIFICITY	FLUOROCHROME	SPECIFICITY	FLUOROCHROME
CD3	cFluor V420	CD8	cFluor B515	CD127	cFluor R659
CD14	cFluor V450	IgD	cFluor B532	CD16	cFluor R720
CD45	cFluor V547	CCR7	cFluor BYG575	CD27	cFluor R780
		CD56	cFluor BYG610		
		CD4	cFluor BYG666		
		CD45RA	cFluor BYG690		
		CD19	cFluor BYG710		
		CD25	cFluor BYG781		

Find out more at www.cytekbio.com/collections/reagents
 Please contact sales@cytekbio.com for any questions
 For Research Use Only. Not for use in diagnostic procedures.
 © 2020 Cytek Biosciences Inc. All rights reserved. All trademarks are the properties of Cytek Biosciences Inc. and its subsidiaries unless otherwise specified.

